



MODEL 7170 JOG LEVER

This Jog Lever is used in power hydraulic steering systems. The operator can maneuver the boat by simply jogging the lever for port or starboard movement. The unit is operated by two internal micro switches. Its watertight construction in bronze and stainless steel will ensure years of trouble-free operation. The jog lever will override the steering wheel; however it will not cause any interference should the power hydraulics fail.

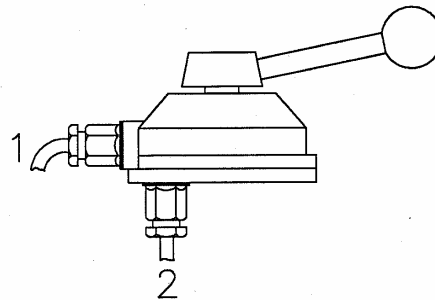
Various finishes are available and the unit can be ordered with the cable running straight out or downwards. The cable configuration can easily be changed in the field.

Weight: 2.1 lb. (0.95 kg)

Material: Die cast silicon bronze and stainless steel hardware.

ORDERING INFORMATION

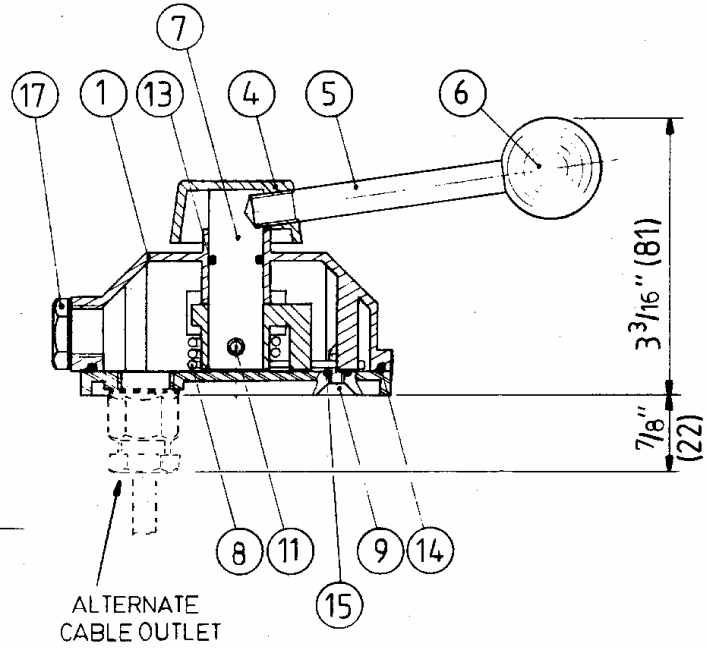
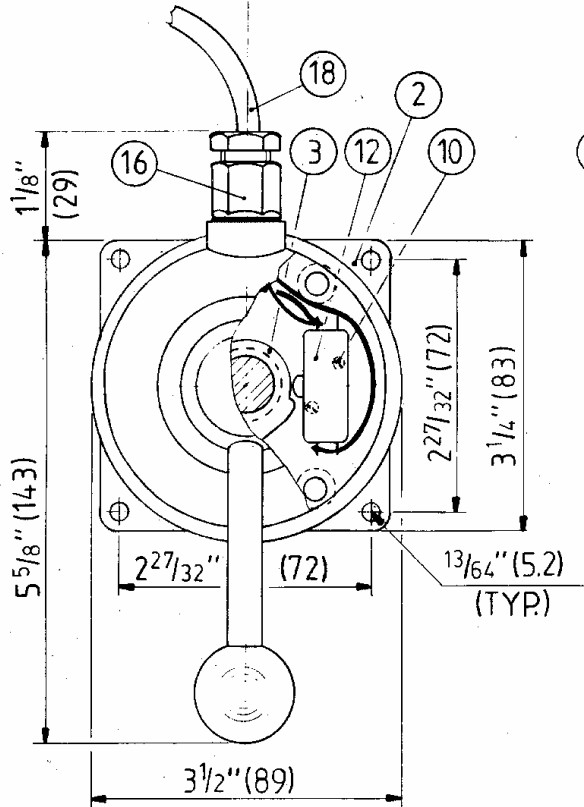
- A - Black epoxy base with chrome hub
 - B - All black epoxy
 - C - All chrome
 - D - All polished bronze
-
- 1 - Cable lead straight out
 - 2 - Cable lead down



Example:

Model 7170 with black epoxy base, chrome hub and the cable lead straight out:
Ordering number: 7170-A1

DIMENSIONS AND PARTS LIST MODEL 7170



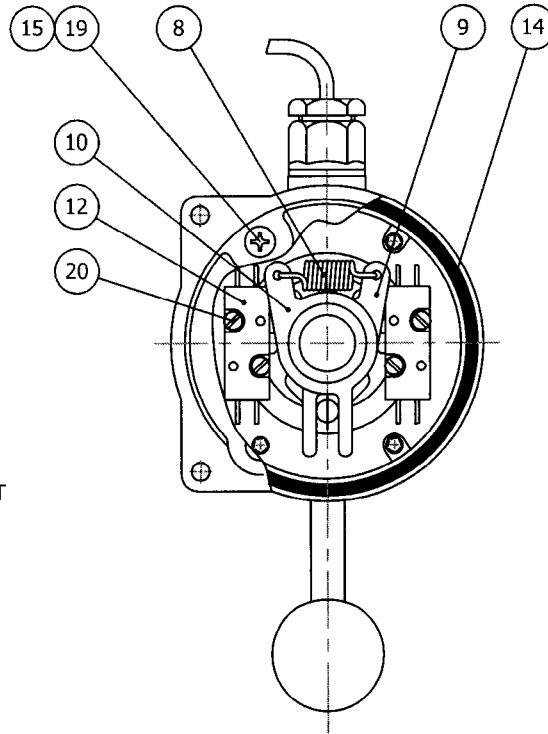
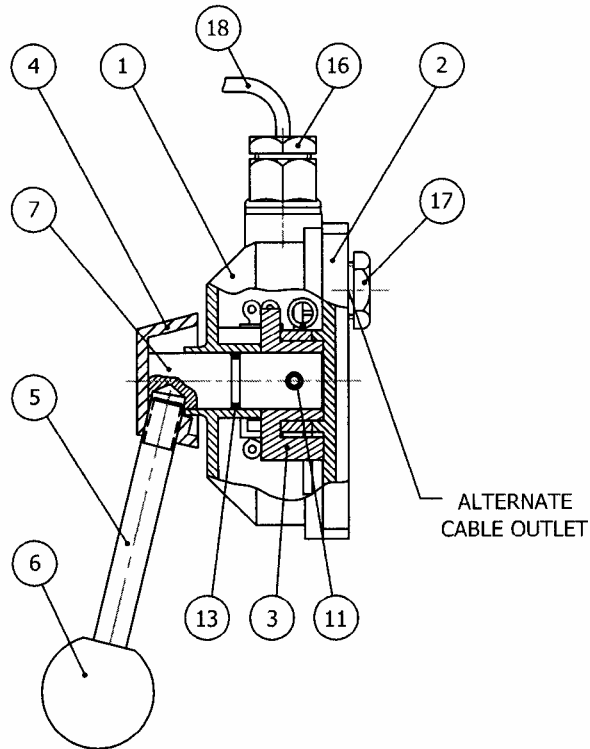
All Dimensions in inches (mm)

Item	Qty	Part Number	Description
1	1	7170-0001	Housing
2	1	7170-0002	Base
3	1	7170-0003	Cam
4	1	7170-0004	Hub
5	1	7170-0005	Handle Shaft
6	1	2030-0011	Knob
7	1	7170-0006	Shaft
8	1	1203-0008	Spring
9	4	1009-0806	Flat Head Screw
10	4	1006-0310	Pan Head Screw
11	1	1024-0812	Spring Pin
12	2	6001-0104	Micro Switch
13	1	1101-0014	"O" Ring
14	1	1101-0042	"O" Ring
15	4	1101-0008	"O" Ring
16	1	6001-0248	Cable Gland with Washer
17	1	6001-0064	Plug with Washer
18	1	6001-1803	Cable

Wiring Color Code:

White = Port
Black = Starboard
Green = Common

DIMENSIONS AND PARTS LIST MODEL 7170 (2010)



All Dimensions in inches (mm)

Item	Qty	Part Number	Description
1	1	7170-1001	Housing
2	1	7170-0002	Base
3	1	7170-1003	Cam
4	1	7170-0004	Hub
5	1	7170-0005	Handle Shaft
6	1	2030-0011	Knob
7	1	7170-0006	Shaft
8	1	1202-1012	Spring
9	1	7170-0007	Spring Holder – thick
10	1	7170-0008	Spring Holder - thin
11	1	1024-0812	Spring Pin
12	2	6001-0104	Micro Switch
13	1	1101-0014	“O” Ring
14	1	1101-0042	“O” Ring
15	4	1101-0008	“O” Ring
16	1	6001-0248	Cable Gland with Washer
17	1	6001-0064	Plug with Washer
18	1	6001-1803	Cable
19	4	1009-0806	Flat Head Screw
20	4	1004-0410	Round Head Screw

Wiring Color Code:

White = Port
Black = Starboard
Green = Common